

Name:

Last Name:

Summer Math Assignments



Hello Dear Scholars and Parents of First Grade,

I hope you and your family are enjoying the summer vacation.

The packet attached must be completed and brought on the first day of school on August 23rd.

It will be worth a quiz grade.

-Mrs. Kordy

Name _____

Writing Numerals: 1 to 100

Write the numerals to 100. Start with 4.

1	2	3							

Word Problem Solving. Read the story and answer the question.

Write the problem out in the box or on the lines. The first one is done for you.

1. Tom has 2 worms for fishing. 1 worm got out of the can. How many worms are left?




$$2 - 1 = \underline{\quad 1 \quad}$$

2. Jane had 4 dolls. 2 broke. How many does she have left?



$$\begin{array}{r} 4 \\ - 2 \\ \hline \end{array}$$

3. 5 lights were on in the house. 3 lights were turned off. How many are still on?



4. 6 stars were shining. A cloud covered 4 of them. How many stars are still shining?



$$\underline{\quad} - \underline{\quad} = \underline{\quad}$$

5. The dog had 6 bones. He did not eat any of them. How many bones does the dog have?



$$\underline{\quad} - \underline{\quad} = \underline{\quad}$$

6. Debra put 5 pennies in her bank. She took out 2 to buy a gum ball. How many pennies are in the bank now?




$$\underline{\quad} - \underline{\quad} = \underline{\quad}$$

7. David had 6 candles on his cake. He blew out 3. How many candles are still burning on David's birthday cake?












8. 3 seals were playing by the pool. 2 seals jumped into the pool. How many seals are left playing by the pool?



Number Words: Mixed Practice

Count the dots then draw a line from the numeral answer that tells how many dots to the matching number word. The first one is done for you.

<p>1. </p> <p>4  eight</p> <p>8 one</p> <p>5 four</p> <p>1 five</p>	<p>2.</p> <p>one 0</p> <p>eleven 10</p> <p>zero 1</p> <p>ten 11</p>	<p>3. </p> <p>nine 8</p> <p>eight 11</p> <p>six 9</p> <p>eleven 6</p>
<p>4. </p> <p>7 ten</p> <p>10 seven</p> <p>1 one</p> <p>5 five</p>	<p>5. </p> <p>11 eight</p> <p>4 eleven</p> <p>2 four</p> <p>8 two</p>	<p>6. </p> <p>4 seven</p> <p>5 six</p> <p>7 five</p> <p>6 four</p>
<p>7. </p> <p>11 seven</p> <p>6 six</p> <p>1 eleven</p> <p>7 one</p>	<p>8. </p> <p>5 twelve</p> <p>12 five</p> <p>4 six</p> <p>6 four</p>	<p>9. </p> <p>3 twelve</p> <p>2 three</p> <p>10 ten</p> <p>12 two</p>



Write the numeral for each of the number words below.
The first one is done for you.

1. seventeen 17
2. twenty _____
3. fourteen _____
4. sixteen _____

5. eighteen _____
6. fifteen _____
7. nineteen _____
8. thirteen _____

Name _____

Addition 7—12: Matching Equations and Answers

Draw a line to the answer that solves each problem. The first one is done for you.

1. $6 + 2 =$ 11 $7 + 4 =$ 10 $8 + 1 =$ 12 $1 + 6 =$ 8 $5 + 5 =$ 7 $4 + 8 =$ 9	2. $5 + 2 =$ 10 $6 + 3 =$ 8 $2 + 9 =$ 12 $3 + 9 =$ 11 $4 + 4 =$ 9 $8 + 2 =$ 7	3. $8 + 0 =$ 11 $4 + 6 =$ 9 $1 + 11 =$ 7 $0 + 9 =$ 12 $6 + 1 =$ 8 $9 + 2 =$ 10
4. $1 + 10 =$ 12 $8 + 4 =$ 8 $7 + 2 =$ 7 $6 + 2 =$ 11 $0 + 10 =$ 10 $4 + 3 =$ 9	5. $11 + 1 =$ 9 $9 + 0 =$ 7 $6 + 5 =$ 12 $5 + 3 =$ 10 $1 + 6 =$ 11 $2 + 8 =$ 8	6. $7 + 3 =$ 8 $3 + 8 =$ 9 $1 + 7 =$ 10 $12 + 0 =$ 11 $0 + 7 =$ 12 $5 + 4 =$ 7
7. $5 + 6 =$ 9 $2 + 5 =$ 8 $8 + 2 =$ 11 $10 + 2 =$ 7 $0 + 8 =$ 12 $3 + 6 =$ 10	8. $1 + 9 =$ 10 $2 + 6 =$ 8 $6 + 6 =$ 12 $2 + 7 =$ 9 $4 + 7 =$ 11 $3 + 4 =$ 7	9. $0 + 12 =$ 8 $2 + 8 =$ 10 $3 + 5 =$ 9 $11 + 0 =$ 12 $4 + 3 =$ 11 $3 + 6 =$ 7
10. $2 + 10 =$ 10 $3 + 7 =$ 12 $7 + 1 =$ 11 $2 + 9 =$ 8 $3 + 6 =$ 9	11. $7 + 5 =$ 11 $9 + 1 =$ 12 $10 + 1 =$ 10 $3 + 5 =$ 8 $6 + 3 =$ 9	12. $7 + 2 =$ 8 $5 + 7 =$ 10 $6 + 5 =$ 11 $10 + 0 =$ 12 $2 + 6 =$ 9

Addition 7—12: Word Problem Solving

Read the stories and write a number sentence or problem to tell the answer.
The first one is done for you.

<p>1. Mother hen has 4 chicks. Mother pig has 5 piglets. How many babies do they have in all?</p> <p>$4 + 5 = 9$</p>	<p>2. Jim has 8 toy cars. He got 2 more for his birthday. How many cars does he have?</p> <p>_____ + _____ = _____</p>
<p>3. Sue bought 3 candy bars. Her mother gave her 8 more for her friends. How many does she have?</p> <p>_____ + _____ = _____</p>	<p>4. Amanda read 1 book today and 7 last week. How many books has she read?</p> <div style="border: 1px solid black; width: 100px; height: 100px; margin-left: 10px;"></div>
<p>5. Farmer Fisher had 6 brown and 6 black cows. How many cows did he have in all?</p> <div style="border: 1px solid black; width: 100px; height: 100px; margin-left: 10px;"></div>	<p>6. Mark has 5 sisters and 2 brothers. How many brothers and sisters does Mark have altogether?</p> <div style="border: 1px solid black; width: 100px; height: 100px; margin-left: 10px;"></div>

Keeping Up

Write the numeral that comes between. The first one is done for you.

24 25 26

48 _____ 50

77 _____ 79

14 _____ 16

21 _____ 23

19 _____ 21

66 _____ 68

50 _____ 52

39 _____ 41

0 _____ 2

98 _____ 100

81 _____ 83

59 _____ 61

10 _____ 12

33 _____ 35

Subtraction 7—12: Problem Solving


Count back to help you find the difference. The first one is done for you.

1. There are 7 pennies.

4 roll away.

How many are left?

$$7 - 4 = 3$$




2. There are 9 lollipops.

2 were eaten.

How many are left?

$$9 - 2 = \underline{\quad}$$




3. Mike has 11 books.

He read 5 books.

How many does he have left to read?

$$11 - \underline{\quad} = \underline{\quad}$$

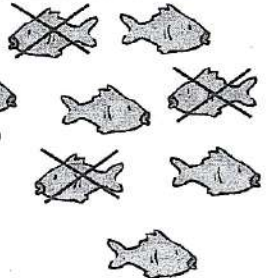


4. There are 8 fish.

3 swam away.

How many are left?


$$8 - \underline{\quad} = \underline{\quad}$$



5. There were 10 shells.

5 were broken.

How many were broken?



$$\begin{array}{r} 10 \\ - 5 \\ \hline \end{array}$$

6. There are 12 balls.

Cross off 6.

How many are left?




$$\begin{array}{r} 12 \\ - 6 \\ \hline \end{array}$$

7. There are 12 boxes.

Cross off 4.

How many are not crossed off?

$$12 - \square = \underline{\quad}$$



8. There are 11 cups.

7 were used for hot chocolate.

How many were not used?

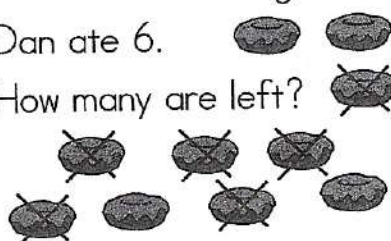


$$\begin{array}{r} 11 \\ - \square \\ \hline \end{array}$$

9. There are 10 doughnuts

Dan ate 6.

How many are left?

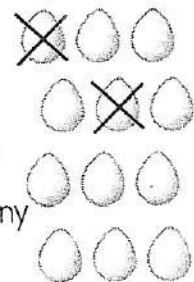


$$\begin{array}{r} 10 \\ - \square \\ \hline \end{array}$$

10. There are 12 eggs.

Mom used 2 for the cake.

How many eggs are left?



$$\begin{array}{r} \square \\ - \square \\ \hline \end{array}$$

Subtraction 7—12: Matching Equations and Answers

Draw a line to the correct answer. The first one is done for you.

1. $9 - 1 =$ 7 $10 - 3 =$ 8 $11 - 9 =$ 0 $7 - 4 =$ 3 $8 - 7 =$ 2 $12 - 12 =$ 1	2. $10 - 0 =$ 0 $7 - 7 =$ 5 $11 - 8 =$ 10 $9 - 3 =$ 8 $10 - 5 =$ 6 $12 - 4 =$ 3	3. $11 - 4 =$ 3 $8 - 4 =$ 10 $12 - 9 =$ 7 $7 - 6 =$ 1 $11 - 1 =$ 5 $9 - 4 =$ 4
4. $12 - 8 =$ 2 $12 - 6 =$ 3 $10 - 8 =$ 4 $11 - 11 =$ 0 $10 - 7 =$ 5 $8 - 3 =$ 6	5. $9 - 9 =$ 7 $11 - 6 =$ 4 $7 - 0 =$ 0 $12 - 10 =$ 1 $9 - 8 =$ 2 $7 - 3 =$ 5	6. $10 - 9 =$ 2 $8 - 6 =$ 1 $12 - 0 =$ 4 $11 - 7 =$ 12 $12 - 11 =$ 4 $9 - 5 =$ 1
7. $12 - 1 =$ 9 $11 - 2 =$ 5 $8 - 1 =$ 1 $7 - 6 =$ 11 $12 - 7 =$ 4 $10 - 6 =$ 7	8. $9 - 6 =$ 3 $10 - 2 =$ 8 $11 - 0 =$ 11 $12 - 2 =$ 10 $11 - 10 =$ 1 $8 - 5 =$ 3	9. $7 - 2 =$ 8 $10 - 10 =$ 5 $12 - 3 =$ 0 $9 - 7 =$ 9 $11 - 1 =$ 2 $8 - 0 =$ 10
10. $7 - 5 =$ 8 $9 - 5 =$ 2 $8 - 0 =$ 9 $10 - 1 =$ 4 $11 - 3 =$ 8	11. $8 - 2 =$ 10 $12 - 2 =$ 5 $11 - 6 =$ 6 $12 - 4 =$ 0 $8 - 8 =$ 8	12. $10 - 4 =$ 6 $10 - 6 =$ 3 $8 - 5 =$ 9 $9 - 0 =$ 5 $9 - 4 =$ 4

Subtraction 7—12: Comparison

Complete the problems then circle those which equal the numeral in the box.
The first two are done for you.

<p>1.</p> <div style="border: 1px solid black; width: 40px; height: 40px; margin: 0 auto; display: flex; align-items: center; justify-content: center; font-size: 24px;">8</div> <div style="border: 1px dashed black; padding: 2px; display: inline-block; margin: 5px 0;">10 - 2 = 8</div> <p>10 - 1 = 9</p> <p>11 - 3 =</p> <p>11 - 0 =</p> <p>12 - 4 =</p> <p>8 - 0 =</p>	<p>2.</p> <div style="border: 1px solid black; width: 40px; height: 40px; margin: 0 auto; display: flex; align-items: center; justify-content: center; font-size: 24px;">9</div> <p>7 - 2 =</p> <p>12 - 3 =</p> <p>10 - 1 =</p> <p>11 - 2 =</p> <p>10 - 8 =</p> <p>9 - 0 =</p>	<p>3.</p> <div style="border: 1px solid black; width: 40px; height: 40px; margin: 0 auto; display: flex; align-items: center; justify-content: center; font-size: 24px;">7</div> <p>8 - 1 =</p> <p>9 - 2 =</p> <p>10 - 5 =</p> <p>7 - 4 =</p> <p>11 - 4 =</p> <p>12 - 5 =</p>
<p>4.</p> <div style="border: 1px solid black; width: 40px; height: 40px; margin: 0 auto; display: flex; align-items: center; justify-content: center; font-size: 24px;">12</div> <p>12 - 1 =</p> <p>12 - 6 =</p> <p>11 - 2 =</p> <p>12 - 0 =</p>	<p>5.</p> <div style="border: 1px solid black; width: 40px; height: 40px; margin: 0 auto; display: flex; align-items: center; justify-content: center; font-size: 24px;">10</div> <p>11 - 1 =</p> <p>10 - 10 =</p> <p>10 - 0 =</p> <p>12 - 2 =</p>	<p>6.</p> <div style="border: 1px solid black; width: 40px; height: 40px; margin: 0 auto; display: flex; align-items: center; justify-content: center; font-size: 24px;">11</div> <p>11 - 6 =</p> <p>12 - 1 =</p> <p>11 - 0 =</p> <p>12 - 9 =</p>
<p>7.</p> <div style="border: 1px solid black; width: 40px; height: 40px; margin: 0 auto; display: flex; align-items: center; justify-content: center; font-size: 24px;">6</div> <p>8 - 2 =</p> <p>9 - 5 =</p> <p>10 - 4 =</p> <p>12 - 7 =</p> <p>11 - 5 =</p> <p>12 - 10 =</p>	<p>8.</p> <div style="border: 1px solid black; width: 40px; height: 40px; margin: 0 auto; display: flex; align-items: center; justify-content: center; font-size: 24px;">4</div> <p>2 - 2 =</p> <p>9 - 5 =</p> <p>11 - 7 =</p> <p>8 - 2 =</p> <p>10 - 6 =</p> <p>12 - 8 =</p>	<p>9.</p> <div style="border: 1px solid black; width: 40px; height: 40px; margin: 0 auto; display: flex; align-items: center; justify-content: center; font-size: 24px;">5</div> <p>11 - 6 =</p> <p>9 - 4 =</p> <p>7 - 2 =</p> <p>10 - 3 =</p> <p>8 - 3 =</p> <p>12 - 7 =</p>


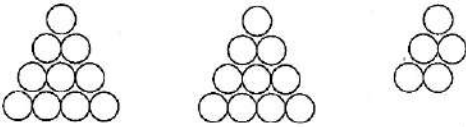
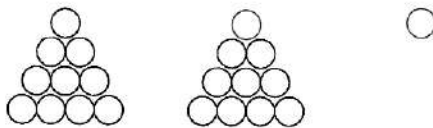
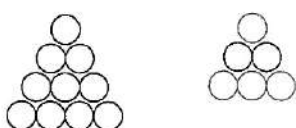
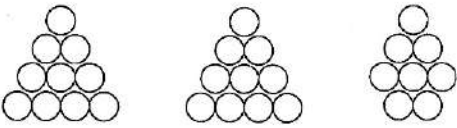
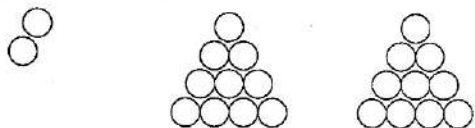
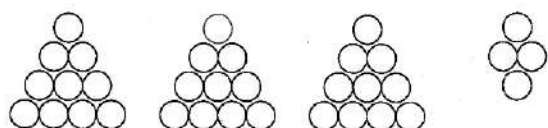
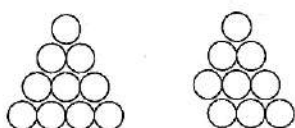

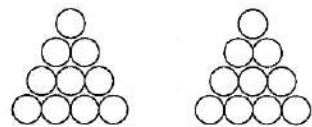
Keeping Up. Write the numeral. The first one is done for you.

twelve <u>12</u>	nine _____	eleven _____	one _____
four _____	seven _____	eight _____	five _____

Place Value: Tens and Ones




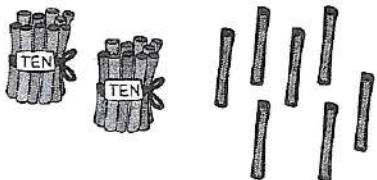


Write how many sets of ten and how many ones are in each problem.

The first one is done for you.

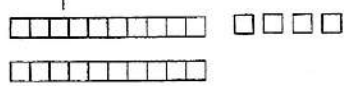
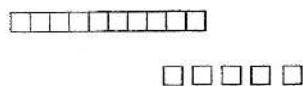
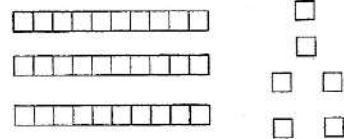
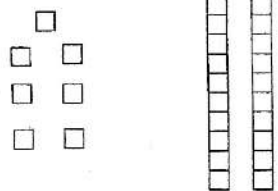
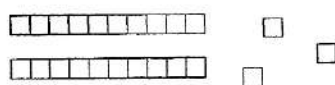

<p>1.</p>  <p>_____ ten <u>3</u> ones</p>	<p>2.</p>  <p>_____ tens _____ ones</p>
<p>3.</p>  <p>_____ tens _____ ones</p>	<p>4.</p>  <p>_____ ten _____ ones</p>
<p>5.</p>  <p>_____ tens _____ ones</p>	<p>6.</p>  <p>_____ tens _____ ones</p>
<p>7.</p>  <p>_____ tens _____ ones</p>	<p>8.</p>  <p>_____ ten _____ ones</p>
<p>9.</p>  <p>_____ ten _____ ones</p>	<p>10.</p>  <p>_____ tens _____ ones</p>

Name _____

Place Value: Tens and Ones. Fill in the blanks with the correct number of tens and ones. The first one is done for you.



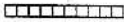
<p>1. 3 tens 4 ones</p> 	<p>2. _____ tens _____ ones</p> 	<p>3. _____ tens _____ ones</p> 
<p>4. _____ tens _____ ones</p> 	<p>5. _____ tens _____ ones</p> 	<p>6. _____ tens _____ ones</p> 

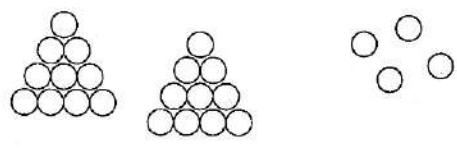
Fill in the blanks with the correct number of tens, ones and the total of both together.

<p>Example:</p>  <p>2 tens 4 ones = 24</p>	<p>7.</p>  <p>_____ ten _____ ones = _____</p>	<p>8.</p>  <p>_____ tens _____ ones = _____</p>
<p>9.</p>  <p>_____ tens _____ ones = _____</p>	<p>10.</p>  <p>_____ tens _____ ones = _____</p>	<p>11.</p>  <p>_____ tens _____ ones = _____</p>

Place Value: Tens and Ones

Draw pictures to show how many tens and how many ones are in each problem.

Use  ,  / or  □. The first one is done for you.

<p>1.</p> <p>2 tens 4 ones</p> 	<p>2.</p> <p>1 tens 6 ones</p>
<p>3.</p> <p>3 tens 5 ones</p>	<p>4.</p> <p>19</p>

Be sure to read carefully and split each numeral into the correct amount of tens and ones. The first one is done for you.

- | | |
|--------------------------------------|-----------------------------|
| 5. 46 is <u>4</u> tens <u>6</u> ones | 10. 2 tens, 3 ones is _____ |
| 6. 23 is _____ tens _____ ones | 11. 4 tens, 1 ones is _____ |
| 7. 16 is _____ ten _____ ones | 12. 8 tens, 4 ones is _____ |
| 8. 51 is _____ tens _____ one | 13. 2 ones, 5 tens is _____ |
| 9. 83 is _____ ones _____ tens | 14. 7 tens, 7 ones is _____ |



Circle the one that is greater. The first one is done for you.

- | | | |
|--|--------------------------------------|--------------------------------------|
| 15. 2 tens, 7 ones
(7 tens, 2 ones) | 17. 6 tens, 9 ones
9 tens, 6 ones | 19. 9 tens, 9 ones
9 tens, 8 ones |
| 16. 4 tens, 8 ones
8 tens, 4 ones | 18. 5 tens, 3 ones
3 tens, 5 ones | 20. 4 tens, 6 ones
4 tens, 2 ones |

Mixed Practice Review: Facts 0 — 18

Fill in the blanks with the sum or difference. The first one is done for you.

1. $0 + 13 = 13$ $10 - 4 =$ _____ $2 + 11 =$ _____ $9 + 6 =$ _____ $18 - 9 =$ _____ $7 + 8 =$ _____	2. $11 + 5 =$ _____ $10 - 5 =$ _____ $12 - 3 =$ _____ $8 + 9 =$ _____ $2 + 10 =$ _____ $0 + 11 =$ _____	3. $3 + 0 =$ _____ $16 + 2 =$ _____ $7 + 3 =$ _____ $9 - 8 =$ _____ $8 - 1 =$ _____ $17 - 10 =$ _____
4. $11 - 6 =$ _____ $12 - 5 =$ _____ $15 + 3 =$ _____ $18 + 0 =$ _____ $11 - 9 =$ _____ $7 + 5 =$ _____	5. $0 - 0 =$ _____ $0 + 9 =$ _____ $10 + 0 =$ _____ $10 - 0 =$ _____ $17 - 0 =$ _____ $9 + 0 =$ _____	6. $8 + 10 =$ _____ $11 - 11 =$ _____ $9 + 8 =$ _____ $8 - 1 =$ _____ $11 - 1 =$ _____ $3 + 2 =$ _____
7. $10 + 3 =$ _____ $5 + 13 =$ _____ $7 + 5 =$ _____ $6 + 6 =$ _____ $17 - 5 =$ _____ $12 - 6 =$ _____	8. $17 - 15 =$ _____ $10 + 8 =$ _____ $11 - 0 =$ _____ $9 + 1 =$ _____ $11 - 4 =$ _____ $6 + 5 =$ _____	9. $13 - 4 =$ _____ $10 + 2 =$ _____ $0 + 12 =$ _____ $18 - 11 =$ _____ $3 + 0 =$ _____ $8 - 8 =$ _____

Keeping Up. Follow the instructions below.

first



- Color the third and tenth cars blue.
- Color the ninth and first cars green.
- Color the fifth and seventh cars brown.
- Color the second and fourth cars red.
- Color the sixth and eighth cars black.